



aspire

SCOOTER RANGE

aspire for...

Comfort

Mobility

Independence



www.aspiremobilityscooters.com.au

1300 133 120



HS520 Shown in Image

ASPIRE SCOOTER RANGE



HS268
SMALL
FOLDING



SUPALITE
SMALL
PULL APART



SONIC
SMALL
PULL APART



GT
MIDI



HS520
MIDI



HS559
MIDI



HS589
MIDI



HS828
LARGE



PURSUIT
LARGE



HS898
LARGE



HS928
MAXI



RANGERIDER
MAXI

HS268



SMALL FOLDING

This compact four wheel mobility scooter is easily transported or stored!

Great mobility scooter for smaller, quick trips such as getting around the local shopping mall. As it folds down, the scooter can be stored easily and assembled quickly when needed, making sure you look great on the streets!

FEATURES & BENEFITS

- Manual Folding via Hand Lever
- LED Headlights and Brakelights
- Intuitive User Control Interface
- Approved for Air Travel
- Electro Mechanical Brakes
- Fast Charging Lithium Ion Battery

1 YEAR WARRANTY*



Available in WHITE



S.W.L
115kg

SUPALITE



SMALL PULL-APART

Every day is a new adventure with the Aspire Boot Scooter Supalite.

An exceptionally stable and manoeuvrable 4-wheel travel scooter. Benefiting from a class-leading, ultra-lightweight design and the ability to be disassembled into lightweight pieces to travel anywhere, the Boot Scooter Supalite keeps up with your active lifestyle!

FEATURES & BENEFITS

- Disassembles into 6 lightweight pieces
- Compact, Foldable Seat with Armrests
- Easy-to-Grip Tiller Adjustment Knob
- Stable Front Frame-mounted Seat Post
- Front Convenience Basket
- Deluxe Tiller with USB Charger
- Cup Holder

2 YEARS WARRANTY*



Available in WHITE



S.W.L
120kg

OVERALL LENGTH (mm)	OVERALL WIDTH X HEIGHT (mm)	SEAT WIDTH (mm)	FRONT/REAR WHEEL SIZE (inch)	MAX SPEED (km/h)	GROUND CLEARANCE (mm)	TURNING RADIUS (mm)	TRAVEL RANGE (km)	BATTERY SIZE (V)	PRODUCT WEIGHT incl. batteries (kg)

SCT671135 WHITE	950 775 Folded	500 x 960 495 x 510 Folded	420	8/8	8	43	1120	20	1 x 12V 11.6AH (Lithium Ion)	30.6
---------------------------	----------------------	----------------------------------	-----	-----	---	----	------	----	------------------------------------	------

OVERALL LENGTH (mm)	OVERALL WIDTH X HEIGHT (mm)	SEAT WIDTH (mm)	FRONT/REAR WHEEL SIZE (inch)	MAX SPEED (km/h)	GROUND CLEARANCE (mm)	TURNING RADIUS (mm)	TRAVEL RANGE (km)	BATTERY SIZE (V)	PRODUCT WEIGHT incl. batteries (kg)

SCT670616 WHITE	1022	480 x 880	440	8/8	6.5	32	1385	18.5	1 x 24V 12 AH (Lithium Ion)	34
---------------------------	------	-----------	-----	-----	-----	----	------	------	-----------------------------------	----

* Scooter Frame 1 Year | Motors/Axles/Brakes 1 Years | Battery 6 Months

* Scooter Frame/Motors/Axles/Brakes 2 Years | Battery 6 Months

SONIC



SMALL PULL-APART

With its compact size, the Sonic is the perfect choice for your on-the-go lifestyle.

This portable and durable scooter quickly dismantles into five lightweight pieces for easy transport and storage, no tools required!

FEATURES & BENEFITS

- Disassembles into 5 Lightweight Pieces
- Portable and Durable
- Puncture-Proof Tyres
- LED Headlights and Brakelights
- Detachable Battery Pack
- Easy Access Battery Compartment
- Angle Adjustable Delta Tiller

2 YEARS WARRANTY*

Available in RED



S.W.L 136kg

GT



MIDI

Be free to go where you want to go!

The GT offers full advanced suspension for a smooth, comfortable ride over varied terrain. Front and rear LED lighting illuminates your path and the adjustable delta tiller allows for easy, one-handed operation. Experience the GT feeling for yourself!

FEATURES & BENEFITS

- Four Wheel Advanced Suspension for a Smooth Ride
- Front and Rear LED Lighting
- Directional Indicators
- Deluxe Tiller with USB Charger
- Cup Holder

2 YEARS WARRANTY*

Available in RED



S.W.L 159kg

OVERALL LENGTH (mm)	OVERALL WIDTH X HEIGHT (mm)	SEAT WIDTH (mm)	FRONT/REAR WHEEL SIZE (inch)	MAX SPEED (km/h)	GROUND CLEARANCE (mm)	TURNING RADIUS (mm)	TRAVEL RANGE (km)	BATTERY SIZE (V)	PRODUCT WEIGHT incl. batteries (kg)

SCT670665 RED	1040	495 x 925	480	8/9	6.8	65	1100	20	2 x 12V 20AH	52
----------------------	------	-----------	-----	-----	-----	----	------	----	--------------	----

OVERALL LENGTH (mm)	OVERALL WIDTH X HEIGHT (mm)	SEAT WIDTH (mm)	FRONT/REAR WHEEL SIZE (inch)	MAX SPEED (km/h)	GROUND CLEARANCE (mm)	TURNING RADIUS (mm)	TRAVEL RANGE (km)	BATTERY SIZE (V)	PRODUCT WEIGHT incl. batteries (kg)

SCT670670 RED	1200	605 x 900	480	9/10	10	80	1200	30	2 x 12V 35AH	103
----------------------	------	-----------	-----	------	----	----	------	----	--------------	-----

* Scooter Frame/Motors/Axles/Brakes 2 Years | Battery 6 Months

* Scooter Frame/Motors/Axles/Brakes 2 Years | Battery 6 Months

HS520



MIDI

The ideal Mid-Size four wheel mobility scooter!

The HS520 delivers performance with sporty styling. With standard features like a deluxe seat, full suspension and LED Headlights, it will keep you moving.

FEATURES & BENEFITS

- Sleek, Sporty Design
- Stylish Mag Wheels
- LED Headlights and Brakelights
- Front and Rear Wheel Suspension
- Rearview Mirror
- Adjustable Swing Away Armrests
- Electro Mechanical Brakes

3 YEARS WARRANTY*

Available in
WHITE



S.W.L
136kg

HS559



MIDI

A very popular deluxe Mid-Size four wheel mobility scooter.

A robust mobility scooter with a modern style and very long travel range encourages users to independently go about their day with ease and in comfort.

FEATURES & BENEFITS

- Robust Design with a Large Travel Range
- LED Headlights and Brakelights
- Front and Rear Wheel Suspension
- Rearview Mirror
- Adjustable Swing Away Armrests
- Electro Mechanical Brakes

3 YEARS WARRANTY*

Available in
RED



S.W.L
159kg

OVERALL LENGTH (mm)	OVERALL WIDTH X HEIGHT (mm)	SEAT WIDTH (mm)	FRONT/REAR WHEEL SIZE (inch)	MAX SPEED (km/h)	GROUND CLEARANCE (mm)	TURNING RADIUS (mm)	TRAVEL RANGE (km)	BATTERY SIZE (V)	PRODUCT WEIGHT incl. batteries (kg)

SCT671210 WHITE	1200	640 x 1155	465	11/11	10	65	1400	39	2 x 12V 50AH	94
---------------------------	------	------------	-----	-------	----	----	------	----	--------------	----

OVERALL LENGTH (mm)	OVERALL WIDTH X HEIGHT (mm)	SEAT WIDTH (mm)	FRONT/REAR WHEEL SIZE (inch)	MAX SPEED (km/h)	GROUND CLEARANCE (mm)	TURNING RADIUS (mm)	TRAVEL RANGE (km)	BATTERY SIZE (V)	PRODUCT WEIGHT incl. batteries (kg)

SCT671240 RED	1200	625 x 1190	455	11/11	10	80	1500	42.5	2 x 12V 50AH	101
-------------------------	------	------------	-----	-------	----	----	------	------	--------------	-----

* Scooter Frame 3 Years | Motors/Axles/Brakes 18 Months | Battery 6 Months

* Scooter Frame 3 Years | Motors/Axles/Brakes 18 Months | Battery 6 Months

HS589



MIDI

A Mid-Size four wheel mobility scooter that's perfect for use outdoors!

This scooter combines a classic design with smooth, quiet operation as well as the power, travel range and stability needed for outdoor use over varying terrains.

FEATURES & BENEFITS

- Large 40km Travel Range
- LED Headlights and Brakelights
- Front and Rear Wheel Suspension
- Rearview Mirror
- Adjustable Swing Away Armrests
- Electro Mechanical Brakes

3 YEARS WARRANTY*

Available in RED



BLUE



S.W.L 135kg

HS828



LARGE

A Large scooter with sporty styling and performance to match.

Featuring LED headlights and LCD display with dual side mirrors for that sporty look and performance. A sturdy weight capacity of 160kg and comfortable and adjustable captain's seat with adjustable tiller.

FEATURES & BENEFITS

- Digital User Interface
- Stylish Mag Wheels
- Front and Rear Wheel Suspension
- LED Daytime Running Headlights, plus Brakelights and Indicators
- Dual Rearview Mirrors
- Adjustable Swing Away Armrests
- Electro Mechanical Brakes

3 YEARS WARRANTY*

Available in RED



S.W.L 160kg

OVERALL LENGTH (mm)	OVERALL WIDTH X HEIGHT (mm)	SEAT WIDTH (mm)	FRONT/REAR WHEEL SIZE (inch)	MAX SPEED (km/h)	GROUND CLEARANCE (mm)	TURNING RADIUS (mm)	TRAVEL RANGE (km)	BATTERY SIZE (V)	PRODUCT WEIGHT incl. batteries (kg)

SCT671260 BLUE SCT671270 RED	1290	625 x 1150	455	11/11	10	87	1565	40	2 X 12V 50AH	98
---------------------------------	------	------------	-----	-------	----	----	------	----	--------------	----

OVERALL LENGTH (mm)	OVERALL WIDTH X HEIGHT (mm)	SEAT WIDTH (mm)	FRONT/REAR WHEEL SIZE (inch)	MAX SPEED (km/h)	GROUND CLEARANCE (mm)	TURNING RADIUS (mm)	TRAVEL RANGE (km)	BATTERY SIZE (V)	PRODUCT WEIGHT incl. batteries (kg)

SCT671285 RED	1400	680 x 1325	515	12/12	10	90	1660	40	2 x 12V 75AH	124
---------------	------	------------	-----	-------	----	----	------	----	--------------	-----

* Scooter Frame 3 Years | Motors/Axles/Brakes 18 Months | Battery 6 Months

* Scooter Frame 3 Years | Motors/Axles/Brakes 18 Months | Battery 6 Months

PURSUIT



LARGE

Get superior performance with the Pathrider 130XL Pursuit.

Front and rear suspension combine with large 33 cm (13") wheels to handle rugged outdoor terrain. The easy-drive delta tiller allows for simple, one handed operation and LED lighting package enhances visibility for a safe and smooth ride.

FEATURES & BENEFITS

- High Performance, Sleek and Sporty
- Large 13" Pneumatic Tyres
- LED Headlights, Brakelights and Indicators
- Armrests Head Rest and Lumbar Support
- Rugged Front and Rear Suspension

2 YEARS WARRANTY*

Available in RED



S.W.L 159kg

HS898



LARGE

A deluxe heavy duty mobility scooter with hill climbing performance!

Allows for mobility over challenging terrain. Heavy Duty weight capacity of 181kg, along with a comfortable captain's seat with angle adjustable back support, depth and swivel adjustment on the seat base and angle adjustable tiller.

FEATURES & BENEFITS

- Heavy Duty Hill Climber
- Stylish Mag Wheels
- LED Headlights, Brakelights and Indicators
- Front and Rear Wheel Suspension
- Dual Rearview Mirrors
- Adjustable Swing Away Armrests
- Electro Mechanical Brakes

3 YEARS WARRANTY*

Available in BLACK



BLUE



S.W.L 181kg

OVERALL LENGTH (mm)	OVERALL WIDTH X HEIGHT (mm)	SEAT WIDTH (mm)	FRONT/REAR WHEEL SIZE (inch)	MAX SPEED (km/h)	GROUND CLEARANCE (mm)	TURNING RADIUS (mm)	TRAVEL RANGE (km)	BATTERY SIZE (V)	PRODUCT WEIGHT incl. batteries (kg)

SCT670571 RED	1360	635 x 1300	480	13/13	10	97	1700	25	2 x 12V 55AH	91
----------------------	------	------------	-----	-------	----	----	------	----	--------------	----

OVERALL LENGTH (mm)	OVERALL WIDTH X HEIGHT (mm)	SEAT WIDTH (mm)	FRONT/REAR WHEEL SIZE (inch)	MAX SPEED (km/h)	GROUND CLEARANCE (mm)	TURNING RADIUS (mm)	TRAVEL RANGE (km)	BATTERY SIZE (V)	PRODUCT WEIGHT incl. batteries (kg)

SCT671290 BLACK SCT671300 BLUE	1440	720 x 1360	520	13/13	10	100	1600	40	2 x 12V 75AH	143
---	------	------------	-----	-------	----	-----	------	----	--------------	-----

* Scooter Frame/Motors/Axles/Brakes 2 Years | Battery 6 Months

* Scooter Frame 3 Years | Motors/Axles/Brakes 18 Months | Battery 6 Months

HS928



MAXI

A robust MAXI class scooter that really will go the distance!

This heavy duty scooter is ideal for larger users and for traveling longer distances with a travel range up to 50km! The sporty style and numerous safety features ensures it is both comfortable and safe, and a real eye catcher.

FEATURES & BENEFITS

- Maxi Size for Larger Users
- Stylish Mag Wheels
- LED Headlights and Brakelights
- Front and Rear Wheel Suspension
- Dual Rearview Mirrors
- Adjustable Swing Away Armrests
- Electro Mechanical Brakes

3 YEARS WARRANTY*

Available in SILVER



S.W.L 226kg

RANGERIDER



MAXI

Rugged and built to last, the Rangerider is everything you want in an outdoor scooter!

Equipped with front and rear suspension, this rear wheel drive scooter is designed for cruising on walking trails or exploring your property. Enjoy total visibility with complete LED lighting. With a user-friendly console and dual hydraulic brakes for added safety, the Rangerider is the perfect way to embrace life in the great outdoors!

FEATURES & BENEFITS

- Limited Recline, Black vinyl, High-Back Seat with Lumbar Support
- Pillow-top headrest
- Flip-up height and angle adjustable armrests
- CTS Suspension with Adjustable Shock Absorbers
- Reversing Sensors with LED Light
- Dual Hydraulic Brakes

2 YEARS WARRANTY*

Available in STONE GREY



S.W.L 159kg

OVERALL LENGTH (mm)	OVERALL WIDTH X HEIGHT (mm)	SEAT WIDTH (mm)	FRONT/REAR WHEEL SIZE (inch)	MAX SPEED (km/h)	GROUND CLEARANCE (mm)	TURNING RADIUS (mm)	TRAVEL RANGE (km)	BATTERY SIZE (V)	PRODUCT WEIGHT incl. batteries (kg)
1600	720 x 1280	560	15/15	10	110	1860	50	2 x 12V 100AH	178


SCT671310 SILVER

* Scooter Frame 3 Years | Motors/Axles/Brakes 18 Months | Battery 6 Months


OVERALL LENGTH (mm)	OVERALL WIDTH X HEIGHT (mm)	SEAT WIDTH (mm)	FRONT/REAR WHEEL SIZE (inch)	MAX SPEED (km/h)	GROUND CLEARANCE (mm)	TURNING RADIUS (mm)	TRAVEL RANGE (km)	BATTERY SIZE (V)	PRODUCT WEIGHT incl. batteries (kg)
1560	830 x 1300	560	14.5/14.5	10	140	2430	30	2 x 24V 100AH	180

SCT670581 STONE GREY

* Scooter Frame/Motors/Axles/Brakes 2 Years | Battery 6 Months




OXYGEN TANK HOLDER	
SCA668600	SCA668330
<ul style="list-style-type: none"> • HS268 • HS520 • HS559 • HS589 	<ul style="list-style-type: none"> • HS828 • HS898 • HS928 • Superlite • Sonic • GT • Pathrider



CANE HOLDER	
SCA668610	SCA668230
<ul style="list-style-type: none"> • HS268 • HS520 • HS559 • HS589 	<ul style="list-style-type: none"> • HS828 • HS898 • HS928 • Superlite • Sonic • GT • Pathrider



CRUTCH HOLDER	
SCA668620	SCA668390
<ul style="list-style-type: none"> • HS268 • HS520 • HS559 • HS589 	<ul style="list-style-type: none"> • HS828 • HS898 • HS928 • Superlite • Sonic • GT • Pathrider



SUN SHADE CANOPY	
SCA668650	SCA668380
<ul style="list-style-type: none"> • HS268 • HS520 • HS559 • HS589 	<ul style="list-style-type: none"> • HS828 • HS898 • HS928 • Superlite • Sonic • GT • Pathrider



REAR SHOPPING BAG	
SCA668630	SCA668340
<ul style="list-style-type: none"> • HS268 • HS520 • HS559 • HS589 	<ul style="list-style-type: none"> • HS828 • HS898 • HS928 • Superlite • Sonic • GT • Pathrider




SCOOTER FLAG	
SCA668640	SCA668370
<ul style="list-style-type: none"> • HS268 • HS520 • HS559 • HS589 	<ul style="list-style-type: none"> • HS828 • HS898 • HS928 • Superlite • Sonic • GT • Pathrider



CUPHOLDER	
SCA668170	
<ul style="list-style-type: none"> • Superlite • Sonic 	<ul style="list-style-type: none"> • GT • Pathrider



DUST COVER	
CA668210	
<ul style="list-style-type: none"> • Superlite • Sonic 	<ul style="list-style-type: none"> • GT • Pathrider



REAR BUCKET	
SCA668180	
<ul style="list-style-type: none"> • Superlite • Sonic 	<ul style="list-style-type: none"> • GT • Pathrider

Copyright ©

Aidacare Pty Ltd 2021 Version 2.0

No part of this catalogue may be copied, distributed, reproduced, scanned or stored on any electronic database, whether in whole or in part in any form or by any means.

DISCLAIMER

Due care has been taken to ensure all the information contained in this catalogue is correct at the time of printing. All measurements, pictures, colours and weight capacities are to be used as a guide only. Our suppliers reserve the right to modify the design or appearance of any product displayed in this catalogue without prior notice.